

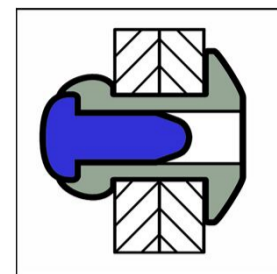
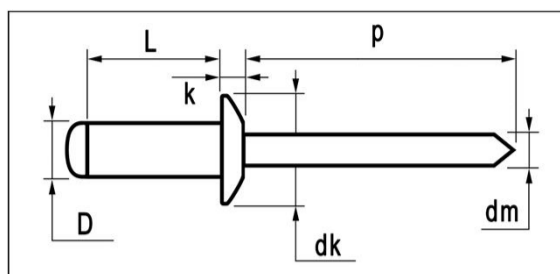


# Riv-link standard blind rivets










	MATERIALS	FINISH
	carbon steel	zinc plated
	carbon steel	zinc plated



## steel / steel Dome Head

dimensions in mm

D	L	grip range	article number	dk	k	dm	p	tensile	shear
	+0,9/-0	min. ~ max.				ref.	min.	[ N ]	[ N ]
<b>3,0</b>	6,0	1,5 ~ 3,5	<b>GK-30060</b>						
[+0,08/-0,10]	8,0	3,5 ~ 5,5	<b>GK-30080</b>						
	10,0	5,5 ~ 7,5	<b>GK-30100</b>	6,5	0,8	1,90	27	1.125	950
3,1mm	12,0	7,5 ~ 9,5	<b>GK-30120</b>	[+0/-0,7]	[+/-0,20]				
	14,0	9,0 ~ 11,0	<b>GK-30140</b>						
<b>3,2</b>	6,0	1,5 ~ 3,0	<b>GK-32060</b>						
[+0,08/-0,10]	8,0	3,0 ~ 5,0	<b>GK-32080</b>						
	10,0	5,0 ~ 7,0	<b>GK-32100</b>	6,5	0,8	2,00	27	1.285	1.100
3,3mm	12,0	7,0 ~ 9,0	<b>GK-32120</b>	[+0/-0,7]	[+/-0,20]				
	14,0	9,0 ~ 11,0	<b>GK-32140</b>						
<b>4,0</b>	6,0	1,0 ~ 2,0	<b>GK-40060</b>						
[+0,08/-0,15]	8,0	2,0 ~ 4,0	<b>GK-40080</b>						
	10,0	4,0 ~ 6,0	<b>GK-40100</b>						
4,1mm	12,0	6,0 ~ 8,0	<b>GK-40120</b>	8,0	1,0	2,50	27	2.200	1.700
	14,0	8,0 ~ 10,0	<b>GK-40140</b>	[+0/-1,0]	[+/-0,30]				
	16,0	10,0 ~ 12,0	<b>GK-40160</b>						
	18,0	12,0 ~ 14,0	<b>GK-40180</b>						
	20,0	14,0 ~ 15,5	<b>GK-40200</b>						
<b>4,8</b>	6,0	1,0 ~ 2,0	<b>GK-48060</b>						
[+0,08/-0,15]	8,0	2,0 ~ 3,5	<b>GK-48080</b>						
	10,0	3,5 ~ 5,5	<b>GK-48100</b>						
4,9mm	12,0	5,5 ~ 7,5	<b>GK-48120</b>						
	14,0	7,5 ~ 9,5	<b>GK-48140</b>						
	16,0	9,0 ~ 11,0	<b>GK-48160</b>	9,5	1,1	2,90	27	3.100	2.900
	18,0	11,0 ~ 13,0	<b>GK-48180</b>	[+0/-1,0]	[+/-0,30]				
	20,0	13,0 ~ 15,0	<b>GK-48200</b>						
	22,0	15,0 ~ 17,0	<b>GK-48220</b>						
	25,0	17,0 ~ 20,0	<b>GK-48250</b>						
	28,0	20,0 ~ 23,0	<b>GK-48280</b>						
	30,0	23,0 ~ 24,5	<b>GK-48300</b>						
<b>5,0</b>	8,0	2,0 ~ 3,5	<b>GK-50080</b>						
[+0,08/-0,15]	10,0	3,5 ~ 5,5	<b>GK-50100</b>						
	12,0	5,5 ~ 7,5	<b>GK-50120</b>						
5,1mm	14,0	7,5 ~ 9,5	<b>GK-50140</b>	9,5	1,1	2,90	27	4.000	3.100
	16,0	9,0 ~ 11,0	<b>GK-50160</b>	[+0/-1,0]	[+/-0,30]				
	18,0	11,0 ~ 13,0	<b>GK-50180</b>						
	20,0	13,0 ~ 15,0	<b>GK-50200</b>						
<b>6,0</b>	12,0	4,5 ~ 6,0	<b>GK-60120</b>						
[+0,08/-0,15]	14,0	6,0 ~ 8,5	<b>GK-60140</b>						
	16,0	8,5 ~ 10,5	<b>GK-60160</b>						
6,1mm	18,0	10,5 ~ 12,0	<b>GK-60180</b>	12,0	1,5	3,60	31	4.800	4.300
	22,0	12,0 ~ 16,0	<b>GK-60220</b>	[+0/-1,5]	[+/-0,40]				
	26,0	16,0 ~ 20,0	<b>GK-60260</b>						
	30,0	20,0 ~ 23,0	<b>GK-60300</b>						
<b>6,4</b>	10,0	1,5 ~ 3,5	<b>GK-64100</b>						
[+0,08/-0,15]	12,0	3,5 ~ 5,5	<b>GK-64120</b>						
	15,0	5,5 ~ 8,5	<b>GK-64150</b>						
6,5mm	18,0	8,5 ~ 11,5	<b>GK-64180</b>	12,7	1,8	3,85	31	5.700	4.900
	22,0	11,5 ~ 15,5	<b>GK-64220</b>	[+/-0,35]	[+/-0,40]				
	26,0	15,5 ~ 19,0	<b>GK-64260</b>						
	30,0	19,0 ~ 23,0	<b>GK-64300</b>						